






Command Center Requirements

	Small Deployment (up to 5 sensors)	Medium Deployment (up to 10 sensors)	Large Deployment (more than 10 sensors)
Model / hypervisor	 		
Form factor	19" rack server or virtual appliance		
Processor	4-core (Intel) CPU 64 bits	6-core (Intel) CPU 64 bits	6-core (Intel) CPU 64 bits ≥ 2.4GHz
Memory size	≥ 12 GB	≥ 16 GB	≥ 32 GB
Hard drive	500 GB - 1 TB		
Management interface	Interface for sensor communication and web application access		

Sensor Requirements

	Small Deployment ≤20 Mbps (in some cases up to 40 Mbps)	Medium Deployment (up to 800 Mbps)	Large Deployment (up to 1 Gbps)
Example hardware model			
Deployment description	Deployments in small networks and harsh environments	Deployments in medium-sized networks and harsh environments	Deployments in large networks and data center installation
Form factor	Small size industrial PC / DIN-rail fitting	Medium-size industrial PC	19" 1U rack server
Processor	2- or 4- core (Intel) CPU 64 bits	6-core (Intel) CPU 64 bits	6-core (Intel) CPU 64 bits ≥ 2.4GHz
Memory size	≥ 4 GB	16 GB	≥ 16 GB
Hard drive	64 GB - 500 GB		
Monitoring interface	Up to 4 monitoring ports	Up to 8 monitoring ports	Up to 8 monitoring ports

Configurations shown as examples. Refer to a sales representative for details and specific requests like increased number of monitoring ports