

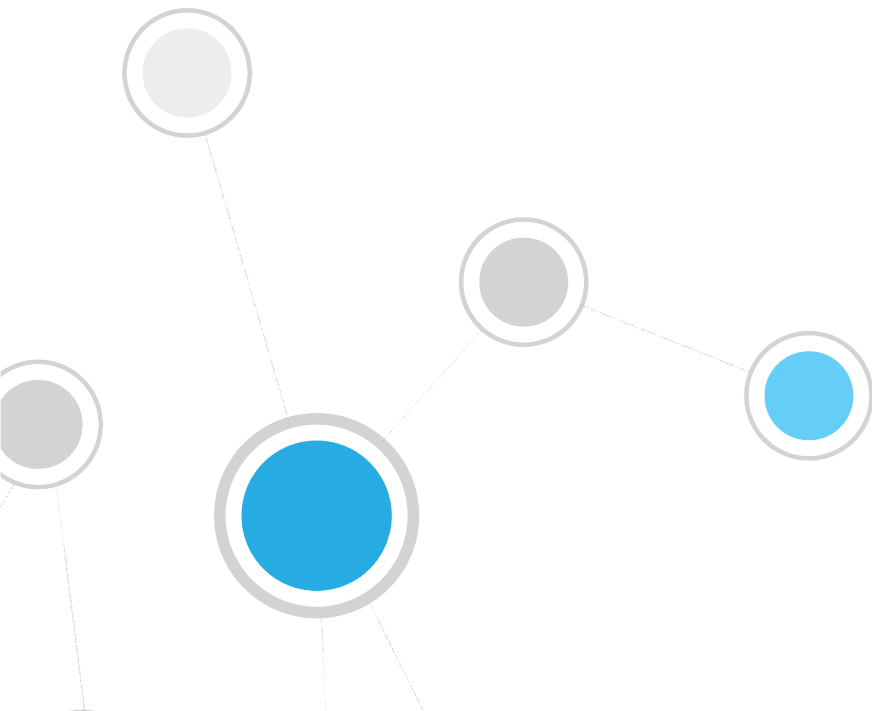


# ForeScout CounterACT<sup>®</sup>

## Core Extensions Module: NBT Scanner Plugin

### Configuration Guide

Version 3.0.5



## Table of Contents

<b>About the NBT Scanner Plugin</b> .....	<b>3</b>
<b>Requirements</b> .....	<b>3</b>
Verify That the Plugin Is Running .....	3
<b>Configuration</b> .....	<b>3</b>
<b>Core Extensions Module</b> .....	<b>3</b>
<b>Additional CounterACT Documentation</b> .....	<b>4</b>
Documentation Downloads .....	4
Documentation Portal .....	5
CounterACT Help Tools.....	5

## About the NBT Scanner Plugin

The NBT Scanner Plugin is a component of the ForeScout CounterACT® Core Extensions Module. See [Core Extensions Module](#) for details about the module.

The NBT Scanner plugin obtains the user that is logged in to a given host and the MAC address of that host and also discovers the NetBIOS name of the host, based on port 137 traffic on the network. It is installed and started by default. Various policy and Assets Portal features will not work properly if the plugin is stopped.

## Requirements

The plugin requires the following CounterACT releases and other CounterACT components:

- CounterACT version 8.0.
- An active Maintenance Contract for CounterACT devices is required.

## Verify That the Plugin Is Running

After installation, verify that the plugin is running.

**To verify:**

1. Select **Tools>Options** and then select **Modules**.
2. Navigate to the plugin and select **Start** if the plugin is not running.

## Configuration

No configuration is required.

## Core Extensions Module

The NBT Scanner plugin is installed with the CounterACT Core Extensions Module.

The Core Extensions Module provides an extensive range of capabilities that enhance the core CounterACT solution. These capabilities enhance detection, classification, reporting, troubleshooting and more, and include the following components:

- Advanced Tools Plugin
- CEF Plugin
- DHCP Classifier Plugin
- DNS Client Plugin

- DNS Enforce Plugin
- DNS Query Extension Plugin
- Device Classification Engine
- External Classifier Plugin
- Flow Analyzer Plugin
- IOC Scanner Plugin
- IoT Posture Assessment Engine
- NBT Scanner Plugin
- NetFlow Plugin
- Reports Plugin
- Syslog Plugin
- Technical Support Plugin
- Web GUI Plugin

The Core Extensions Module is a ForeScout Base Module. Base Modules are delivered with each CounterACT release.

Components listed above are released and rolled back with the Core Extensions Module.

Refer to the *CounterACT Core Extensions Module Guide* for more module information, for example module requirements, upgrade and rollback instructions. See [Additional CounterACT Documentation](#) for information about how to access the module guide.

## Additional CounterACT Documentation

For information about other CounterACT features and modules, refer to the following resources:

- [Documentation Downloads](#)
- [Documentation Portal](#)
- [CounterACT Help Tools](#)

### Documentation Downloads

Documentation downloads can be accessed from one of two ForeScout portals, depending on which licensing mode your deployment is using.

- **Per-Appliance Licensing Mode** - [Product Updates Portal](#)
- **Centralized Licensing Mode** - [Customer Portal](#)

 *Software downloads are also available from these portals.*

To learn which licensing mode your deployment is using, see [Identifying Your Licensing Mode in the Console](#).

## Product Updates Portal

The Product Updates Portal provides links to CounterACT version releases, Base and Content Modules, and Extended Modules, as well as related documentation. The portal also provides a variety of additional documentation.

### To access the Product Updates Portal:

1. Go to <https://updates.forescout.com/support/index.php?url=counteract>.
2. Select the CounterACT version you want to discover.

## Customer Portal


The Downloads page on the ForeScout Customer Portal provides links to purchased CounterACT version releases, Base and Content Modules, and Extended Modules, as well as related documentation. Software and related documentation will only appear on the Downloads page if you have a license entitlement for the software. The Documentation page on the portal provides a variety of additional documentation.

### To access documentation on the ForeScout Customer Portal:

1. Go to <https://forescout.force.com/support/>.
2. Select **Downloads** or **Documentation**.

## Documentation Portal

The ForeScout Documentation Portal is a searchable, web-based library containing information about CounterACT tools, features, functionality and integrations.

 *If your deployment is using Centralized Licensing Mode, you may not have credentials to access this portal.*

### To access the Documentation Portal:

1. Go to [www.forescout.com/docportal](http://www.forescout.com/docportal).
2. Use your customer support credentials to log in.
3. Select the CounterACT version you want to discover.

## CounterACT Help Tools

Access information directly from the CounterACT Console.

### **Console Help Buttons**

Use context sensitive *Help* buttons to quickly access information about the tasks and topics you are working with.

### **CounterACT Administration Guide**

Select **CounterACT Help** from the **Help** menu.

### **Plugin Help Files**

1. After the plugin is installed, select **Options** from the **Tools** menu and then select **Modules**.

2. Select the plugin and then select **Help**.

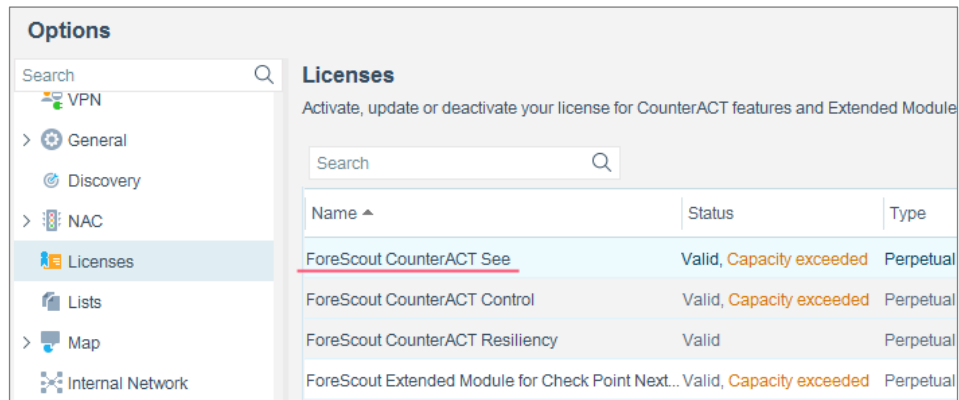
### **Documentation Portal**

Select **Documentation Portal** from the **Help** menu.

#### *Identifying Your Licensing Mode in the Console*

If your Enterprise Manager has a *ForeScout CounterACT See* license listed in the Console, your deployment is operating in Centralized Licensing Mode. If not, your deployment is operating in Per-Appliance Licensing Mode.

Select **Options > Licenses** to see whether you have a *ForeScout CounterACT See* license listed in the table.



**Options**

Search

- VPN
- General
- Discovery
- NAC
- Licenses**
- Lists
- Map
- Internal Network

**Licenses**

Activate, update or deactivate your license for CounterACT features and Extended Module

Search

Name ^	Status	Type
<u>ForeScout CounterACT See</u>	Valid, Capacity exceeded	Perpetual
ForeScout CounterACT Control	Valid, Capacity exceeded	Perpetual
ForeScout CounterACT Resiliency	Valid	Perpetual
ForeScout Extended Module for Check Point Next...	Valid, Capacity exceeded	Perpetual

Contact your ForeScout representative if you have any questions about identifying your licensing mode.

## Legal Notice

© 2018 ForeScout Technologies, Inc. All rights reserved. ForeScout Technologies, Inc. is a Delaware corporation. A list of our trademarks and patents can be found at <https://www.forescout.com/company/legal/intellectual-property-patents-trademarks>. Other brands, products, or service names may be trademarks or service marks of their respective owners.

2018-04-10 09:21