



ForeScout®

NIC Vendor DB

Configuration Guide

Version 1.3.5



## Contact Information

Forescout Technologies, Inc.

190 West Tasman Drive

San Jose, CA 95134 USA

<https://www.Forescout.com/support/>

Toll-Free (US): 1.866.377.8771

Tel (Intl): 1.408.213.3191

Support: 1.708.237.6591

## About the Documentation

- Refer to the Technical Documentation page on the Forescout website for additional documentation: <https://www.Forescout.com/company/technical-documentation/>
- Have feedback or questions? Write to us at [documentation@forescout.com](mailto:documentation@forescout.com)

## Legal Notice

© 2020 Forescout Technologies, Inc. All rights reserved. Forescout Technologies, Inc. is a Delaware corporation. A list of our trademarks and patents can be found at <https://www.Forescout.com/company/legal/intellectual-property-patents-trademarks>. Other brands, products, or service names may be trademarks or service marks of their respective owners.

2020-02-11 08:50

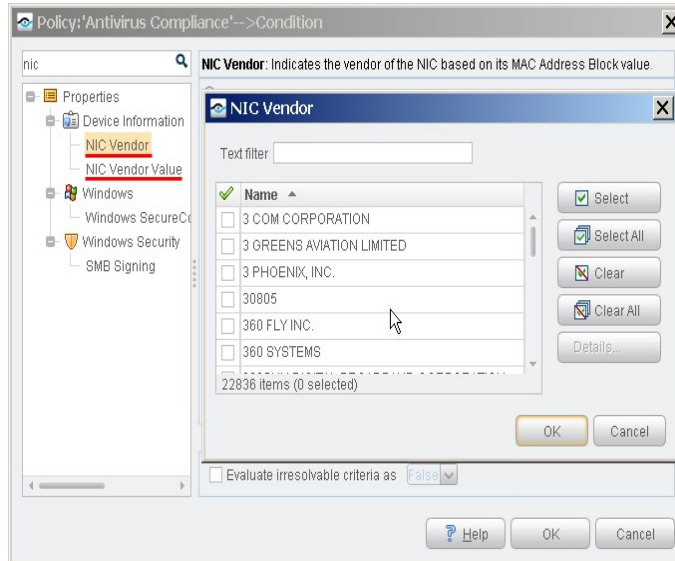
# Table of Contents

- About the HPS NIC Vendor DB..... 4**
  - Requirements .....4
  - NIC Vendors Detected by CounterACT.....4
- Installation ..... 5**
- Configuration ..... 5**
- Detecting Endpoints by NIC Vendor ..... 6**
- Additional CounterACT Documentation ..... 6**
  - Documentation Portal .....6
  - Product Updates Portal.....7
  - CounterACT Console Online Help Tools.....7

## About the HPS NIC Vendor DB

The HPS NIC Vendor Database works with the HPS Inspection Engine to map Network Interface Controllers to their vendors based on their MAC address. Host properties let you detect and manage endpoints based on this information.

- NIC vendor names are listed in the **NIC Vendor** host property.
- Use the **NIC Vendor Value** property to match vendor names with a free-text filter.



## Requirements


- CounterACT version 7.0.0
- HPS Inspection Engine version 10.1
- HPS Applications Plugin version 2.1.7.1002

## NIC Vendors Detected by CounterACT

The HPS NIC Vendor DB identifies NIC vendors by their MAC Address Block as defined by the IEEE Standards Association. This block of the MAC address was previously known as the OUI (Organizationally Unique Identifier). The NIC Vendor DB uses these repositories:

- MA-L (MAC Address Block Large)
- MA-M (MAC Address Block Medium)
- MA-S (MAC Address Block Small)
- IAB (Individual Address Block)

Each release of this plugin updates vendor information to reflect changes to these repositories maintained by the IEEE.

-  *The IAB (Individual Address Block) repository is no longer updated by the IEEE. The plugin uses the last IAB dataset.*

## Installation

### To install the plugin:

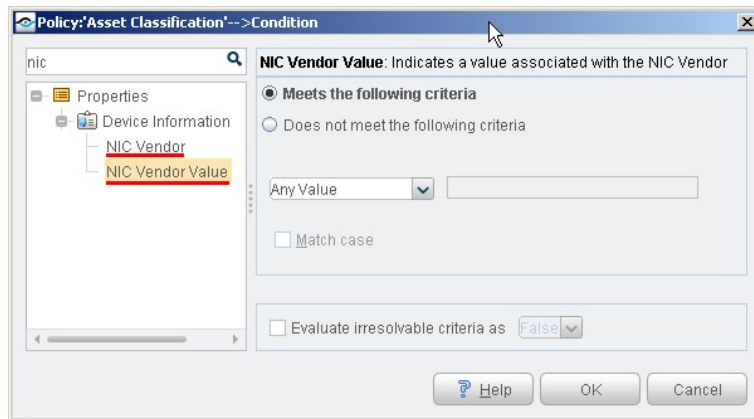
1. Navigate to the [Product Updates Portal, Base Plugins](#) page and download the plugin `.fpi` file.
2. Save the file to the machine where the CounterACT Console is installed.
3. Log into the CounterACT Console and select **Options** from the **Tools** menu.
4. Select **Plugins**. The Plugins pane opens.
5. Select **Install**. The Open dialog box opens.
6. Browse to and select the saved plugin `.fpi` file.
7. Select **Install**.
8. An installation or upgrade information dialog box and a license agreement dialog box opens. Accept the license agreement to proceed with the installation.
9. Once the installation is complete, select **Close**. The plugin is listed in the Plugins pane.

## Configuration

No plugin configuration is required.

## Detecting Endpoints by NIC Vendor

The plugin provides the following host properties that can be used to build policy conditions based on the NIC controllers installed on endpoints.



<b>NIC Vendor</b>	<p>Indicates the vendor of the NIC, based on its MAC Address Block value.</p> <p>To define a matching condition, select <b>Add</b> and then select one or more MAC Address Block values in the NIC Vendor dialog.</p> <p>To detect endpoints with locally administered MAC addresses, select the <b>Locally Administered MAC Address</b> option in the NIC Vendor dialog. This option matches MAC addresses whose Universal/Local bit is set to 1 (local).</p>
<b>NIC Vendor Value</b>	<p>Indicates NIC Vendor values in text format. Use text matching tools to create conditions that match several variants of a vendor name, or look for a specific substring in a name.</p>

## Additional CounterACT Documentation

For more detailed information about the CounterACT features described here or additional CounterACT features and modules, refer to the following resources:

- [Documentation Portal](#)
- [Product Updates Portal](#)
- [CounterACT Console Online Help Tools](#)

## Documentation Portal

The Forescout Documentation Portal is a Web-based library containing information about CounterACT tools, features, functionality and integrations.

### To access the Documentation Portal:

1. Go to [https://updates.forescout.com/support/files/counteract/docs\\_portal/](https://updates.forescout.com/support/files/counteract/docs_portal/).

2. Use your customer support credentials to log in.
3. Select the CounterACT version you want to discover.

## Product Updates Portal

The Product Updates Portal provides links to CounterACT version releases, service packs, plugins and modules as well as related documentation. The portal also provides a variety of How-to Guides, Installation Guides and more.

### To access the Product Updates Portal:

1. Go to <https://updates.forescout.com/support/index.php?url=counteract>.
2. Select the CounterACT version you want to discover.

## CounterACT Console Online Help Tools

Access information directly from the CounterACT Console.

### **Console Help Buttons**

Use context sensitive *Help* buttons to quickly access information about the tasks and topics you are working with.

### **Console User Manual**

Select **CounterACT Help** from the **Help** menu.

### **Plugin Help Files**

1. After the plugin is installed, select **Options** from the **Tools** menu and then select **Plugins**.
2. Select the plugin and then select **Help**.

### **Documentation Portal**

Select **Documentation Portal** from the **Help** menu.