

April 2020

Version Information

Forescout NIC Vendor Database (DB) Content Module version 20.0.4.

Forescout Requirements

The module requires the following Forescout releases and other components:

- Forescout version 8.0.1 or above
- Endpoint Module version 1.0 or above, including the following components:
 - HPS Inspection Engine
 - Linux Plugin
 - OS X Plugin

About This Release

This release updates vendor information to reflect changes to the following identifiers maintained by the IEEE Standards Association:

- MA-L (MAC Address Block Large)
 - 📄 *This was previously known as the OUI (Organizationally Unique Identifier).*
- MA-M (MAC Address Block Medium)
- MA-S (MAC Address Block Small)

This release reflects IEEE MAC Address Block repositories as of December 13, 2019.

Fixed Issues

There are no fixed issues for this release.

Known Issues

This section describes known issues for this release.

Issue	Description
NIC-75	<p>Upgrades add and delete entries from the NIC vendor database. If a NIC vendor is deleted from the database, policy rules that reference the deleted vendor are also deleted. Affected policies do not evaluate endpoints correctly.</p> <p>Workaround:</p> <p>Before you upgrade, export all policies that use the NIC Vendor or NIC Vendor Value properties. If policy results are negatively affected for a significant number of endpoints:</p> <ol style="list-style-type: none"> 1. Roll back the NIC Vendor Database to an earlier release. 2. Import and start policies that use the NIC Vendor or NIC Vendor Values properties.

Rollback Support

After installing CounterACT® version 8.0.1 or above, you can rollback this module to a previous 18.0.x or 19.0.x version.

Installing the Module

This section describes how to install the module when a new release becomes available.

To install the module:


1. Navigate to one of the following ForeScout download portals, depending on the licensing mode your deployment is using:


- [Product Updates Portal](#) - **Per-Appliance Licensing Mode**
- [Customer Portal, Downloads Page](#) - **Flexx Licensing Mode**

To identify your licensing mode, select **Help > About ForeScout CounterACT...** from the Console.

2. Download the module `.fpi` file.
3. Save the file to the machine where the CounterACT Console is installed.
4. Log into the CounterACT Console and select **Options** from the **Tools** menu.

5. Select **Modules**. The Modules pane opens.
6. Select **Install**. The Open dialog box opens.
7. Browse to and select the saved module `.fpi` file.
8. Select **Install**. The Installation screen opens.
9. Select **I agree to the License Agreement** to confirm that you have read and agree to the terms of the License Agreement and select **Install**. The installation does not proceed if you do not agree to the license agreement.

 *The installation begins immediately after selecting Install and cannot be interrupted or canceled.*

 *In modules that contain more than one component, the installation proceeds automatically one component at a time.*

10. When the installation completes, select **Close** to close the window. The installed module is displayed in the Modules pane.

 *Some components are not automatically started following installation.*

Additional CounterACT Documentation

For information about other CounterACT features and modules, refer to the following resources:

- [Documentation Downloads](#)
- [Documentation Portal](#)
- [CounterACT Help Tools](#)

Documentation Downloads

Documentation downloads can be accessed from one of two ForeScout portals, depending on which licensing mode your deployment is using.

- **Per-Appliance Licensing Mode** – [Product Updates Portal](#)
- **Flexx Licensing Mode** – [Customer Portal](#)

 *Software downloads are also available from these portals.*

To identify your licensing mode:

- From the Console, select **Help > About ForeScout CounterACT....**

Product Updates Portal

The Product Updates Portal provides links to CounterACT version releases, Base and Content Modules, and Extended Modules, as well as related documentation. The portal also provides a variety of additional documentation.

To access the Product Updates Portal:

1. Go to <https://updates.forescout.com/support/index.php?url=counteract>.
2. Select the CounterACT version you want to discover.

Customer Portal


The Downloads page on the ForeScout Customer Portal provides links to purchased CounterACT version releases, Base and Content Modules, and Extended Modules, as well as related documentation. Software and related documentation only appear on the Downloads page if you have a license entitlement for the software. The Documentation page on the portal provides a variety of additional documentation.

To access documentation on the ForeScout Customer Portal:

1. Go to <https://forescout.force.com/support/>.
2. Select **Downloads** or **Documentation**.

Documentation Portal

The ForeScout Documentation Portal is a searchable, web-based library containing information about CounterACT tools, features, functionality, and integrations.

 *If your deployment is using Flexx Licensing Mode, you may not have credentials to access this portal.*

To access the Documentation Portal:

1. Go to https://updates.forescout.com/support/files/counteract/docs_portal/.
2. Use your customer support credentials to log in.
3. Select the CounterACT version you want to discover.

CounterACT Help Tools

Access information directly from the CounterACT Console.

Console Help Buttons

Use context-sensitive *Help* buttons to quickly access information about the tasks and topics you are working with.

CounterACT Administration Guide

Select **CounterACT Help** from the **Help** menu.

Plugin Help Files

1. After the plugin is installed, select **Options** from the **Tools** menu and then select **Modules**.
2. Select the plugin and then select **Help**.

Documentation Portal

Select **Documentation Portal** from the **Help** menu.

Contact Information

Forescout Technologies, Inc.

190 West Tasman Drive

San Jose, CA 95134 USA

<https://www.Forescout.com/support/>

Toll-Free (US): 1.866.377.8771

Tel (Intl): 1.408.213.3191

Support: 1.708.237.6591

About the Documentation

- Refer to the Technical Documentation page on the Forescout website for additional documentation: <https://www.Forescout.com/company/technical-documentation/>
- Have feedback or questions? Write to us at documentation@forescout.com

Legal Notice

© 2020 Forescout Technologies, Inc. All rights reserved. Forescout Technologies, Inc. is a Delaware corporation. A list of our trademarks and patents can be found at <https://www.Forescout.com/company/legal/intellectual-property-patents-trademarks>. Other brands, products, or service names may be trademarks or service marks of their respective owners.