

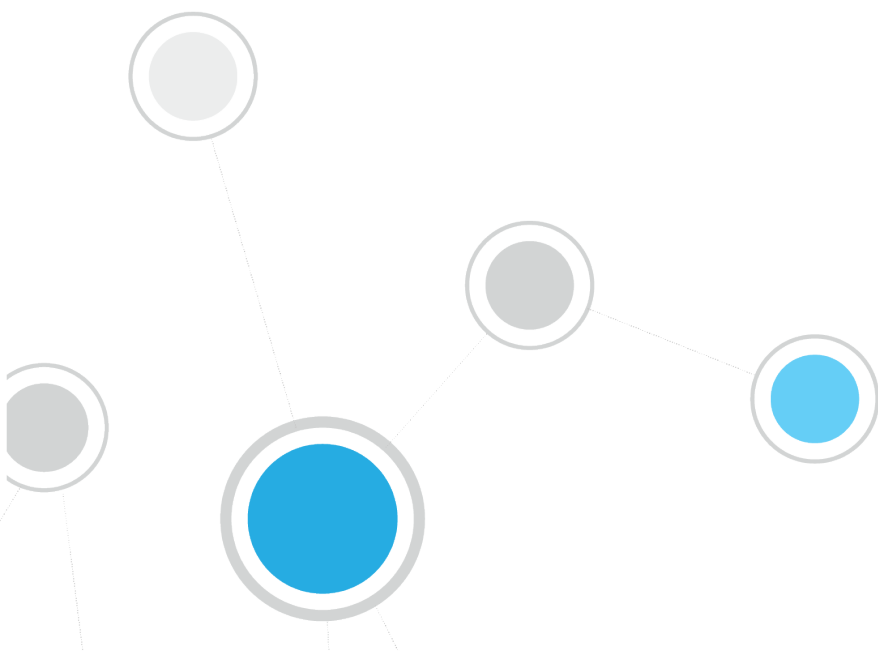


# ForeScout CounterACT<sup>®</sup>

## Network Module

### Overview Guide

**Version 1.0**



# Table of Contents

|  |          |
|--|----------|
| <b>About the Network Module</b> .....              | <b>1</b> |
| Module Requirements .....                          | 1        |
| Install the Module.....                            | 1        |
| Rollback and Upgrade the Module.....               | 1        |
| Learn More about Module Components .....           | 1        |
| <b>Centralized Network Controller Plugin</b> ..... | <b>2</b> |
| <b>Switch Plugin</b> .....                         | <b>2</b> |
| <b>VPN Concentrator Plugin</b> .....               | <b>2</b> |
| <b>Wireless Plugin</b> .....                       | <b>2</b> |
| <b>Additional CounterACT Documentation</b> .....   | <b>3</b> |
| Documentation Downloads .....                      | 3        |
| Documentation Portal .....                         | 4        |
| CounterACT Help Tools.....                         | 4        |

## About the Network Module

The ForeScout CounterACT® Network Module provides network connectivity, visibility and control through the following plugins:

- [Centralized Network Controller Plugin](#)
- [Switch Plugin](#)
- [VPN Concentrator Plugin](#)
- [Wireless Plugin](#)

The Network Module is a ForeScout Base Module. Base Modules are delivered with each CounterACT release.

## Module Requirements

CounterACT version 8.0.

Components described in this document may have additional requirements and dependencies.

## Install the Module

This module is automatically installed when you upgrade to CounterACT version 8.0 or perform a CounterACT version 8.0 clean installation. New module releases may become available between CounterACT releases.

## Rollback and Upgrade the Module

Plugins included in this module are installed and rolled back with the module.

If you are working with version 1.0 of this module, you cannot roll back the module. Information regarding module upgrade and rollback will be available with the next module release.

## Learn More about Module Components

This guide presents a short description of each module component. Detailed information about each component, such as requirements, features and configuration, is available in related guides.

Information about new and enhanced features as well as fixed, known and upgrade issues is available in the module Releases Notes.

Configuration Guides for each module component are available on the Documentation page of the [ForeScout Customer Portal](#).

## Centralized Network Controller Plugin

The Centralized Network Controller Plugin integrates with cloud-based products to offer customers full visibility into cloud-managed networks, including the networks' devices and the endpoints connected to these devices. Cloud networking provides centralized management of distributed access networks, using a cloud-based management service. This includes the management of wireless access points without the need of a managing wireless LAN (WLAN) controller.

For this initial integration with cloud-managed networks, CounterACT has integrated its offering with the Cisco Meraki cloud management platform. The Meraki Dashboard is the management interface for all Cisco Meraki cloud-managed products.

## Switch Plugin

The Switch Plugin provides a powerful set of features, letting you:

- Track the location of endpoints connected to network switches and retrieve relevant switch information. For example, you can see the IP address and port of the switch to which an endpoint is connected.
- Quickly detect new endpoints on the network; the Switch Plugin receives notification of port status changes via SNMP traps and alerts the CounterACT Console.
- Assign switch ports to VLANs; you can set up dynamic, role-based VLAN assignment policies and quarantine VLANs.
- Use ACLs to open or close network zones, services or protocols for specific endpoints at a switch and handle scenarios that address broader access control.

## VPN Concentrator Plugin

The VPN Concentrator Plugin is used to track VPN users, disconnect them from the VPN and prevent them from reconnecting. Blocking is carried out by communicating with multiple VPN devices and an authentication server. The authentication server can be either a RADIUS server or an Active Directory server.

## Wireless Plugin

The Wireless Plugin is designed to provide CounterACT network access control (NAC) capabilities for 802.11 WLAN controllers and autonomous access points, letting you:

- Manage WLAN devices deployed in a network. The plugin can resolve WLAN device properties that classify the various types of WLAN devices in the network – controllers, autonomous access points and lightweight access points.

- Detect lightweight access points that are being managed by a plugin-managed WLAN controller. Information about detected lightweight access points is reported in the Console.
- Display information about wireless clients connected to your network. For example:
  - Wireless client IP address and MAC address.
  - The wireless network name (SSID) to which the wireless client is connected.
  - The name of the wireless access point to which the wireless client is connected.
  - The wireless client's authentication method, for example, 802.1X, WPA, none.
  - The IP address of plugin-managed WLAN devices.
- Assign wireless clients a controller-defined role.
- Block wireless clients from connecting to the organizational network.

## Additional CounterACT Documentation

For information about other CounterACT features and modules, refer to the following resources:

- [Documentation Downloads](#)
- [Documentation Portal](#)
- [CounterACT Help Tools](#)

### Documentation Downloads

Documentation downloads can be accessed from one of two ForeScout portals, depending on which licensing mode your deployment is using.

- **Per-Appliance Licensing Mode** - [Product Updates Portal](#)
- **Centralized Licensing Mode** - [Customer Portal](#)

 *Software downloads are also available from these portals.*

To learn which licensing mode your deployment is using, see [Identifying Your Licensing Mode in the Console](#).

### Product Updates Portal

The Product Updates Portal provides links to CounterACT version releases, Base and Content Modules, and Extended Modules, as well as related documentation. The portal also provides a variety of additional documentation.

#### To access the Product Updates Portal:

1. Go to <https://updates.forescout.com/support/index.php?url=counteract>.

2. Select the CounterACT version you want to discover.

### Customer Portal


The Downloads page on the ForeScout Customer Portal provides links to purchased CounterACT version releases, Base and Content Modules, and Extended Modules, as well as related documentation. Software and related documentation will only appear on the Downloads page if you have a license entitlement for the software. The Documentation page on the portal provides a variety of additional documentation.

#### To access documentation on the ForeScout Customer Portal:

1. Go to <https://forescout.force.com/support/>.
2. Select **Downloads** or **Documentation**.

### Documentation Portal

The ForeScout Documentation Portal is a searchable, web-based library containing information about CounterACT tools, features, functionality and integrations.

 *If your deployment is using Centralized Licensing Mode, you may not have credentials to access this portal.*

#### To access the Documentation Portal:

1. Go to [www.forescout.com/docportal](http://www.forescout.com/docportal).
2. Use your customer support credentials to log in.
3. Select the CounterACT version you want to discover.

### CounterACT Help Tools

Access information directly from the CounterACT Console.

#### **Console Help Buttons**

Use context sensitive *Help* buttons to quickly access information about the tasks and topics you are working with.

#### **CounterACT Administration Guide**

Select **CounterACT Help** from the **Help** menu.

#### **Plugin Help Files**

1. After the plugin is installed, select **Options** from the **Tools** menu and then select **Modules**.
2. Select the plugin and then select **Help**.

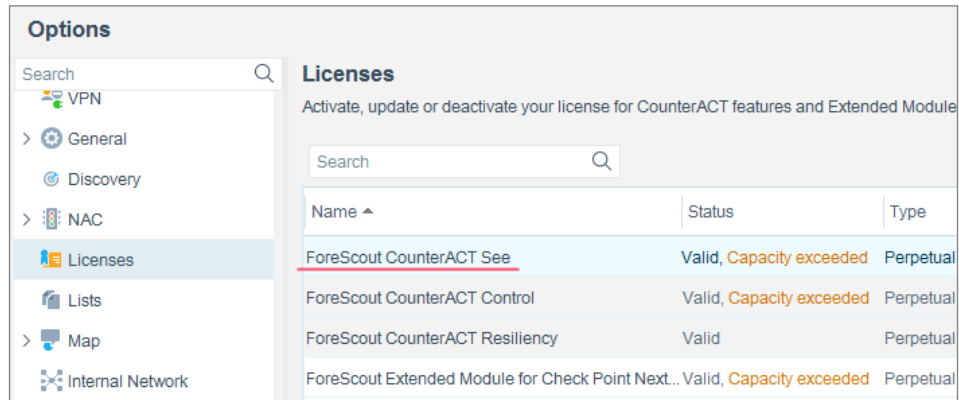
#### **Documentation Portal**

Select **Documentation Portal** from the **Help** menu.

### Identifying Your Licensing Mode in the Console

If your Enterprise Manager has a *ForeScout CounterACT See* license listed in the Console, your deployment is operating in Centralized Licensing Mode. If not, your deployment is operating in Per-Appliance Licensing Mode.

Select **Options > Licenses** to see whether you have a *ForeScout CounterACT See* license listed in the table.



The screenshot shows the 'Options' console page with the 'Licenses' section selected. The 'Licenses' section includes a search bar and a table with columns for Name, Status, and Type. The table lists four licenses, with the first one, 'ForeScout CounterACT See', highlighted in red.

| Name  | Status                   | Type      |
|---|--------------------------|-----------|
| ForeScout CounterACT See                          | Valid, Capacity exceeded | Perpetual |
| ForeScout CounterACT Control                      | Valid, Capacity exceeded | Perpetual |
| ForeScout CounterACT Resiliency                   | Valid                    | Perpetual |
| ForeScout Extended Module for Check Point Next... | Valid, Capacity exceeded | Perpetual |

Contact your ForeScout representative if you have any questions about identifying your licensing mode.

## Legal Notice

Copyright © ForeScout Technologies, Inc. 2000-2018. All rights reserved. ForeScout, the ForeScout logo, ActiveResponse, ControlFabric, CounterACT, CounterACT Edge and SecureConnector are trademarks or registered trademarks of ForeScout. It is strictly forbidden to copy, duplicate, sell, lend or otherwise use this document in any way, shape or form without the prior written consent of ForeScout. All other trademarks used in this document are the property of their respective owners.

These products are based on software developed by ForeScout. The products described in this document may be protected by one or more of the following U.S. patents: #6,363,489, #8,254,286, #8,590,004, #8,639,800 and #9,027,079 and may be protected by other U.S. patents and foreign patents.

Send comments and questions about this document to: [support@forescout.com](mailto:support@forescout.com)

2018-03-27 18:40