

Version Information

Network Controller Content Plugin, version 1.0.1

Content Module Requirements

The Network Controller Content Plugin is a Forescout content module and requires that the following Forescout platform and component versions are running in your deployed Enterprise Manager and all Appliances:

- Forescout interim release 8.2.1
- Network Module 1.2.1 with the Network Controller Plugin

About the Network Controller Content Plugin

The Network Controller Content Plugin supplies the Network Controller Plugin with product definitions about vendor centrally managed network solutions. Each set of product definitions supplies the Network Controller Plugin with the necessary information to support integration with specific vendors' centrally-managed network(s) so that the Network Controller Plugin can perform the following functions:

- Forescout eyeSight management of the network devices – periodic query of the management interface of a centrally-managed network to retrieve network device and connected endpoint information and report this information in the Forescout console
- Forescout eyeControl action application - due to Forescout policy evaluation or manual administrator initiation, apply Network Controller Plugin-provided actions on targeted endpoints that are connected to the network devices and cancel currently applied actions, which the plugin accomplishes by means of requests to the management interface of a centrally-managed network

This content module enables Forescout to release regular, ongoing Network Controller Content Plugin updates for Network Controller Plugin use. These updates provide additional product definitions that enable the Network Controller Plugin to integrate with additional, vendor centrally managed network solutions without requiring the Network Controller to be upgraded.

Product Definitions Supplied in This Version

This version of the Network Controller Content Plugin supplies the Network Controller Plugin with product definitions about the following vendor centrally managed network solutions:

Vendor Centrally Managed Network Solution	Solution Type	Notes
Arista CloudVision Wired	Cloud based	<i>New integration</i>
Arista CloudVision WiFi	Cloud based	<i>New integration</i>

The above vendor solutions are in addition to vendor solution product definitions provided by previous releases of the Network Controller Content Plugin. See [Previous Releases](#).

Based on product definitions supplied to it by the Network Controller Content Plugin, specific features and capabilities that the Network Controller Plugin supports can vary per vendor centrally managed network/network device. For information about Forescout eyeSight and eyeControl capabilities that the Network Controller Plugin executes per vendor centrally managed network/network device, refer to the *Forescout Network Module: Network Controller Plugin Configuration Guide*. See [Additional Forescout Documentation](#) for information on how to access this guide.

Installation

You must explicitly upgrade the Network Controller Content Plugin to version 1.0.1. The installed plugin cannot be started/stopped.

In the Forescout Console > *Modules* pane, the table lists the Network Controller Content Plugin among the other content modules.

Upgrading the Module




This section describes how to upgrade the Network Controller Content Plugin whenever a new version is publicly released.

To install the module:

1. Navigate to one of the following Forescout download portals, depending on the licensing mode your deployment is using:
 - [Product Updates Portal](#) - *Per-Appliance Licensing Mode*
 - [Customer Portal, Downloads Page](#) - *Flexx Licensing Mode*

To identify your licensing mode, select **Help > About ForeScout** from the Console.

2. Download the module `.fpi` file.

3. Save the file to the machine where the Console is installed.
4. Log into the Console and select **Options** from the **Tools** menu.
5. Select **Modules**. The Modules pane opens.
6. Select **Install**. The Open dialog box opens.
7. Browse to and select the saved module **.fpi** file.
8. Select **Install**. The Installation screen opens.
9. Select **I agree to the License Agreement** to confirm that you have read and agree to the terms of the License Agreement and select **Install**. The installation cannot proceed unless you agree to the license agreement.
 -  *The installation begins immediately after selecting Install and cannot be interrupted or canceled.*
 -  *In modules that contain more than one component, the installation proceeds automatically one component at a time.*
10. When the installation completes, select **Close** to close the window. The installed module is displayed in the Modules pane.
 -  *Some components are not automatically started following installation.*

Following Network Controller Content Plugin upgrade, the Network Controller Plugin, running in affected Forescout devices, assesses the updated product definition content and assimilates any relevant, updated content, thereby making it available for plugin use.

Rollback Support

The Network Controller Content Plugin supports performing version rollback.

The plugin does **not allow** rollback for the following scenario: Attempting to roll back to a plugin version that does not provide product definition content of a vendor's centrally managed network that the Network Controller Plugin is currently configured to monitor.

Rolling Back

You may want to rollback this module or plugins included in the module after upgrade. When a module or plugin can be rolled back the *Rollback* button is enabled.

Plugins on Appliances connected to the Enterprise Manager are rolled back to the selected version. Plugins on Appliances that are not connected to the Enterprise Manager during the rollback are rolled back when the Enterprise Manager next reconnects to the Appliances.

To roll back the module or plugin:

1. Select **Options** from the Console **Tools** menu.
2. Navigate to the **Modules** folder.
3. In the Modules pane, select the module or plugin to be rolled back.
4. Select **Rollback**. A dialog box opens listing the versions to which you can roll back.
5. Select a version and select **OK**. A dialog box opens showing you the rollback progress.

Previous Releases

This plugin release includes vendor solution product definitions that were provided by previous releases of the Network Controller Content Plugin. Previous plugin releases are:

<https://www.forescout.com/company/resources/network-controller-content-plugin-release-notes-1-0-0/>

Additional Forescout Documentation

For information about other Forescout features and modules, refer to the following resources:

- [Documentation Downloads](#)
- [Documentation Portal](#)
- [Forescout Help Tools](#)

Documentation Downloads

Documentation downloads can be accessed from the [Technical Documentation Page](#), and one of two Forescout portals, depending on which licensing mode your deployment is using.

- **Per-Appliance Licensing Mode** – [Product Updates Portal](#)
- **Flexx Licensing Mode** – [Customer Support Portal](#)

 *Software downloads are also available from these portals.*

To identify your licensing mode:

- From the Console, select **Help > About Forescout**.

Technical Documentation Page

The ForeScout Technical Documentation page provides a link to the searchable, web-based [Documentation Portal](#), as well as links to a wide range of ForeScout technical documentation in PDF format.

To access the Technical Documentation page:

- Go to <https://www.Forescout.com/company/technical-documentation/>

Product Updates Portal

The Product Updates Portal provides product and documentation downloads for ForeScout platform releases, Base Modules, Content Modules, and eyeExtend modules. The portal also provides additional documentation.

To access the Product Updates Portal:

- Go to <https://updates.forescout.com/support/index.php?url=counteract> and select the version you want to discover.

Customer Support Portal

The Downloads page on the ForeScout Customer Support Portal provides product and documentation downloads for ForeScout platform releases, Base Modules, Content Modules, and eyeExtend modules. Software and related documentation only appear on the Downloads page if you have a license entitlement for the software.

To access documentation on the Customer Support Portal:

- Go to <https://Forescout.force.com/support/> and select **Downloads**.

Documentation Portal

The ForeScout Documentation Portal is a searchable, web-based library containing information about ForeScout tools, features, functionality, and integrations.

To access the Documentation Portal:

- Go to https://updates.forescout.com/support/files/counteract/docs_portal/

ForeScout Help Tools

You can access individual documents, as well as the [Documentation Portal](#), directly from the Console.

Console Help Buttons

- Use context sensitive *Help* buttons to quickly access information about the tasks and topics you are working with in the Console.

ForeScout Administration Guide

- Select **Administration Guide** from the **Help** menu.

Plugin Help Files

- After the plugin is installed, select **Tools > Options > Modules**, select the plugin, and then select **Help**.

Content Module, eyeSegment Module, and eyeExtend Module Help Files

- After the component is installed, select **Tools > Options > Modules**, select the component, and then select **Help**.

Documentation Portal

- Select **Documentation Portal** from the **Help** menu.

Contact Information

Forescout Technologies, Inc.

190 West Tasman Drive

San Jose, CA 95134 USA

<https://www.Forescout.com/support/>

Toll-Free (US): 1.866.377.8771

Tel (Intl): 1.408.213.3191

Support: 1.708.237.6591

About the Documentation

- Refer to the Technical Documentation page on the Forescout website for additional documentation: <https://www.Forescout.com/company/technical-documentation/>
- Have feedback or questions? Write to us at documentation@forescout.com

Legal Notice

© 2020 Forescout Technologies, Inc. All rights reserved. Forescout Technologies, Inc. is a Delaware corporation. A list of our trademarks and patents can be found at <https://www.Forescout.com/company/legal/intellectual-property-patents-trademarks>. Other brands, products, or service names may be trademarks or service marks of their respective owners.