



# ForeScout

## Core Extensions Module: NBT Scanner Plugin

### Configuration Guide

**Version 3.2.1**



## Contact Information

Forescout Technologies, Inc.

190 West Tasman Drive

San Jose, CA 95134 USA

<https://www.Forescout.com/support/>

Toll-Free (US): 1.866.377.8771

Tel (Intl): 1.408.213.3191

Support: 1.708.237.6591

## About the Documentation

- Refer to the Technical Documentation page on the Forescout website for additional documentation: <https://www.Forescout.com/company/technical-documentation/>
- Have feedback or questions? Write to us at [documentation@forescout.com](mailto:documentation@forescout.com)

## Legal Notice

© 2020 Forescout Technologies, Inc. All rights reserved. Forescout Technologies, Inc. is a Delaware corporation. A list of our trademarks and patents can be found at <https://www.Forescout.com/company/legal/intellectual-property-patents-trademarks>. Other brands, products, or service names may be trademarks or service marks of their respective owners.

2020-06-16 17:08

# Table of Contents

- About the NBT Scanner Plugin..... 4**
- NBT Scanner Requirements ..... 4**
- Configuration ..... 4**
  - Ensure That the NBT Scanner Plugin Is Running .....4
- Core Extensions Module ..... 4**
- Additional Forescout Documentation..... 5**
  - Documentation Downloads .....5
  - Documentation Portal .....6
  - Forescout Help Tools.....6

## About the NBT Scanner Plugin

The NBT Scanner Plugin is a component of the Forescout Core Extensions Module. See [Core Extensions Module](#) for details about the module.

The NBT Scanner Plugin obtains the user information of any user that is logged in to a given host, as well as the MAC address of that host. It also discovers the NetBIOS name of the host, based on port 137 traffic on the network. It is installed and started by default. Various policy and Assets Portal features will not work properly if the plugin is stopped.

## NBT Scanner Requirements

The plugin requires the following:

- Forescout interim release 8.2.1

## Configuration

No configuration is required. The plugin is installed and running by default.




## Ensure That the NBT Scanner Plugin Is Running

After installing the NBT Scanner Plugin (and configuring it, if necessary), ensure that it is running.

### To verify:

1. Select **Tools > Options > Modules**.
2. In the *Modules* pane, hover over the NBT Scanner Plugin name to view a tooltip indicating if it is running on Forescout devices in your deployment.

The name is preceded by one of the following icons:

-  - The NBT Scanner Plugin is stopped on all Forescout devices.
  -  - The NBT Scanner Plugin is stopped on some Forescout devices.
  -  - The NBT Scanner Plugin is running on all Forescout devices.
3. If the NBT Scanner Plugin is not running, select **Start**, and then select the relevant Forescout devices.
  4. Select **OK**.

## Core Extensions Module

The NBT Scanner plugin is installed with the ForeScout Core Extensions Module.

The Forescout Core Extensions Module provides an extensive range of capabilities that enhance the core Forescout solution. These capabilities enhance detection, classification, reporting, troubleshooting, and more. The following components are installed with the Core Extensions Module:

|                              |                            |                               |
|------------------------------|----------------------------|-------------------------------|
| Advanced Tools Plugin        | Device Data Publisher      | IoT Posture Assessment Engine |
| CEF Plugin                   | DNS Client Plugin          |                               |
| Cloud Uploader               | DNS Enforce Plugin         | NBT Scanner Plugin            |
| DHCP Classifier Plugin       | DNS Query Extension Plugin | Packet Engine                 |
| Dashboards Plugin            | External Classifier Plugin | Reports Plugin                |
| Data Publisher               | Flow Analyzer Plugin       | Syslog Plugin                 |
| Data Receiver                | Flow Collector             | Technical Support Plugin      |
| Device Classification Engine | IOC Scanner Plugin         | Web Client Plugin             |

The Core Extensions Module is a Forescout Base Module. Base Modules are delivered with each Forescout release. Upgrading the Forescout version or performing a clean installation installs this module automatically.

## Additional Forescout Documentation

For information about other Forescout features and modules, refer to the following resources:

- [Documentation Downloads](#)
- [Documentation Portal](#)
- [Forescout Help Tools](#)

### Documentation Downloads

Documentation downloads can be accessed from the [Technical Documentation Page](#), and one of two Forescout portals, depending on which licensing mode your deployment is using.

- **Per-Appliance Licensing Mode** – [Product Updates Portal](#)
- **Flexx Licensing Mode** – [Customer Support Portal](#)

 *Software downloads are also available from these portals.*

#### To identify your licensing mode:

- From the Console, select **Help > About Forescout**.

### Technical Documentation Page

The Forescout Technical Documentation page provides a link to the searchable, web-based [Documentation Portal](#), as well as links to a wide range of Forescout technical documentation in PDF format.

**To access the Technical Documentation page:**

- Go to <https://www.Forescout.com/company/technical-documentation/>

**Product Updates Portal**

The Product Updates Portal provides product and documentation downloads for Forescout platform releases, Base Modules, Content Modules, and eyeExtend products. The portal also provides additional documentation.

**To access the Product Updates Portal:**

- Go to <https://updates.forescout.com/support/index.php?url=counteract> and select the version you want to discover.

**Customer Support Portal**

The Downloads page on the Forescout Customer Support Portal provides product and documentation downloads for Forescout platform releases, Base Modules, Content Modules, and eyeExtend products. Software and related documentation only appear on the Downloads page if you have a license entitlement for the software.

**To access documentation on the Customer Support Portal:**

- Go to <https://Forescout.force.com/support/> and select **Downloads**.

**Documentation Portal**

The Forescout Documentation Portal is a searchable, web-based library containing information about Forescout tools, features, functionality, and integrations.

**To access the Documentation Portal:**

- Go to [https://updates.forescout.com/support/files/counteract/docs\\_portal/](https://updates.forescout.com/support/files/counteract/docs_portal/)

**Forescout Help Tools**

You can access individual documents, as well as the [Documentation Portal](#), directly from the Console.

**Console Help Buttons**

- Use context sensitive *Help* buttons to quickly access information about the tasks and topics you are working with in the Console.

**Forescout Administration Guide**

- Select **Administration Guide** from the **Help** menu.

**Plugin Help Files**

- After the plugin is installed, select **Tools > Options > Modules**, select the plugin, and then select **Help**.

**Content Module, eyeSegment Module, and eyeExtend Product Help Files**

- After the component is installed, select **Tools > Options > Modules**, select the component, and then select **Help**.

### ***Documentation Portal***

- Select **Documentation Portal** from the **Help** menu.