

July 2020

Version Information

Forescout Device Profile Library Content Module version 20.0.7 is compatible with **CounterACT 8.0.1**.

For more information see [Module Requirements](#).

What's New

This version contains important Device Profile Library enhancements and fixed issues. These include:

- [New Device Profiles](#)
- [New Vendor Profiles](#)
- [Modified Device Profiles](#)

This month's Release Notes also include a [Future Modifications](#) section, which describes modifications planned for future releases.

In addition, you can use the Classification Update feature to review, analyze, and control policy evaluation changes when upgrading the Device Profile Library Content Module. See [Upgrade Considerations and Issues](#).

Installing this release also installs enhancements and fixes provided in previous releases. See [How to Install](#) for installation details.

New Device Profiles

Profiles were added for classifying the following devices.

Device	Function	OS	Vendor and Model
Computer	Information Technology/Computer	CentOS 7	
Computer	Information Technology/Computer	macOS 10.14.6 Mojave	Apple
Computer	Information Technology/Computer	macOS Catalina 10.15	Apple
Computer	Information Technology/Computer	RedHat Enterprise	
Computer	Information Technology/Computer	RedHat Enterprise 6.10	
Computer	Information Technology/Computer	RedHat Enterprise 6.9	
Computer	Information Technology/Computer	RedHat Enterprise 7.4	
Computer	Information Technology/Computer	RedHat Enterprise 7.5	
Computer	Information Technology/Computer	RedHat Enterprise 7.7	

Device	Function	OS	Vendor and Model
Computer	Information Technology/Computer	RedHat Enterprise 7.8	
Computer	Information Technology/Computer	RedHat Linux 6.10	
Computer	Information Technology/Computer	RedHat Linux 6.5	
Computer	Information Technology/Computer	RedHat Linux 6.6	
Computer	Information Technology/Computer	Ubuntu 18.04	
Computer	Information Technology/Computer		Vizio

New Vendor Profiles

The following new vendor profiles are introduced for better vendor classification of various devices.

Vendor	Function
Alpha Networks	Information Technology/Networking
Anviz Biometric	
AOC International	Information Technology
Clevo	Information Technology
DMG Mori	Operational Technology/Manufacturing
Gretacoder Data Systems	Information Technology
Magic Control Technology Corporation	Information Technology/Computer/ Thin Client
Quanta storage	
Realand	Operational Technology/Facilities/ Physical Security/Access Control
Sato Corporation	
Sherwood	
Smart Solution Technology	Information Technology
Via Technologies	
Winstars Technology Ltd	

Modified Device Profiles

The following Profiles have been modified to improve accuracy of Forescout eyesight Classification.

Device	Description of Change for Profile
Apple Macbook	Modified Realtek profile to avoid conflicts with Apple macbooks
Chongqing Fugui	Modified vendor score to avoid conflicts for vendor classification
Cisco IP Conference Station 7937	Modified Cisco IP 7937 profile to avoid conflicts with Polycom IP phones
Cloud Network Technology Device	Modified vendor score to avoid conflicts for vendor classification
EverFocus Device	Modified vendor score to avoid conflicts for vendor classification
Elecom Device	Modified vendor, function scores to avoid conflicts with other devices
Freescale Semiconductor	Modified vendor score to avoid conflicts for vendor classification
GK Computer	Modified vendor score to avoid conflicts for vendor classification
I/O INTERCONNECT Device	Modified function score to avoid conflicts for the type of device
Inventec Corporation Device	Modified function score to avoid conflicts for the type of device
Logitech Corporation Device	Modified vendor score to avoid conflicts for vendor classification
LUXSHARE ICT Device	Modified vendor score to avoid conflicts for vendor classification
Mega Well Device	Modified vendor score to avoid conflicts for vendor classification
Mellanox Device	Modified vendor, function scores to avoid conflicts with other devices
NVIDIA Device	Modified vendor score to avoid conflicts for vendor classification
ORICO Technologies Device	Modified vendor, function scores to avoid conflicts with other devices
Planex Communications Device	Modified vendor, function & OS score to avoid conflicts
Raspberry Pi Device	Modified RaspberryPi profile for better classification
Rivet Networks Device	Modified vendor, function scores to avoid conflicts with other devices
TAIYO YUDEN Device	Modified vendor, function scores to avoid conflicts with other devices
Vizio Device	Modified Vizio profile to classify Vizio computers & Smart TV properly

Future Modifications

Below is a list of *Vendor and Model* classifications that will be modified in future releases of the *Device Profile Library Content Module*, to avoid duplicates and other discrepancies in device classification. In future releases, you will need to check your policies to determine if any of these classifications are in use, and adjust the policies accordingly. Further information will be provided in future release notes.

- Alcatel Lucent; Alcatel-Lucent
- Avtech; AVTECH
- Baxter; Baxter Healthcare
- BlackBerry; BlackBerry Limited
- carestream; carestream health
- contemporary control; contemporary control Systems
- daikin; daikin industries
- Digi; Digi international
- equip trans; equiptrans
- Fuji; FUJI corporation; Fuji IT
- Harting; HARTING
- Hill-Rom
- HMS; HMS industrial
- Hollysys; Hollysys Automation
- kieback & peter; kieback peter
- kyland; kyland corporation
- Lennox; Lennox international
- OPTO 22; opto-22
- Physio Control; Physio-Control
- Planmeca Oy
- Roche; Roche diagnostics
- Shimadzu; Shimadzu corporation
- TP Link

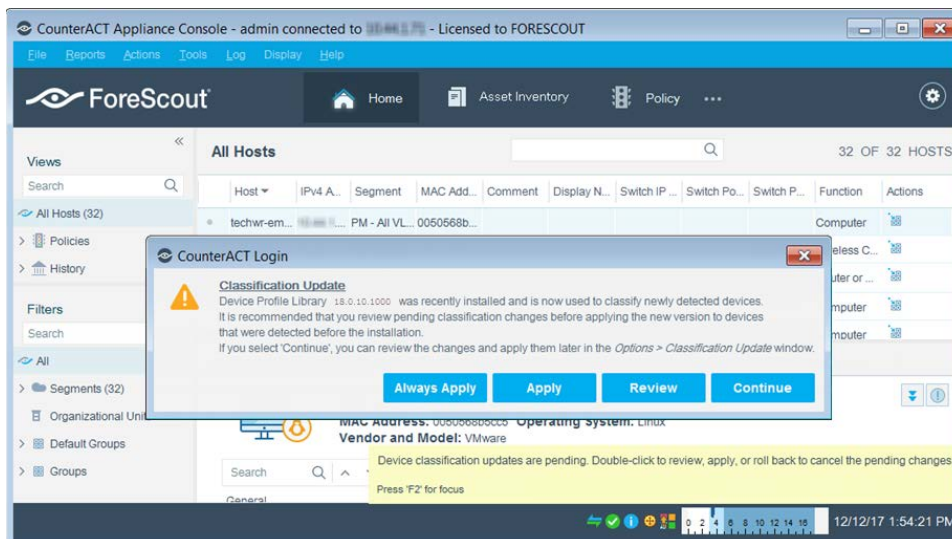
Upgrade Considerations and Issues

Each profile in the Device Profile Library is a combination of properties that match a specific device type. When this version is installed, device classifications are re-evaluated using the updated Device Profile Library.

Device classification changes might influence control policies in your ForeScout environment. Use the Classification Update feature to review, analyze, and control policy evaluation changes triggered by classification profile updates.

Previously Classified Devices

Previously classified devices might be classified differently following a Device Profile Library upgrade. Potential classification updates are detected when ForeScout eyeSight resolves the classification properties (using either an existing policy or one specially created to force a quick recheck), but the updates are only implemented if the operator applies them. A *Classification Update* message displays 8 hours after a new Device Profile Library version is installed.



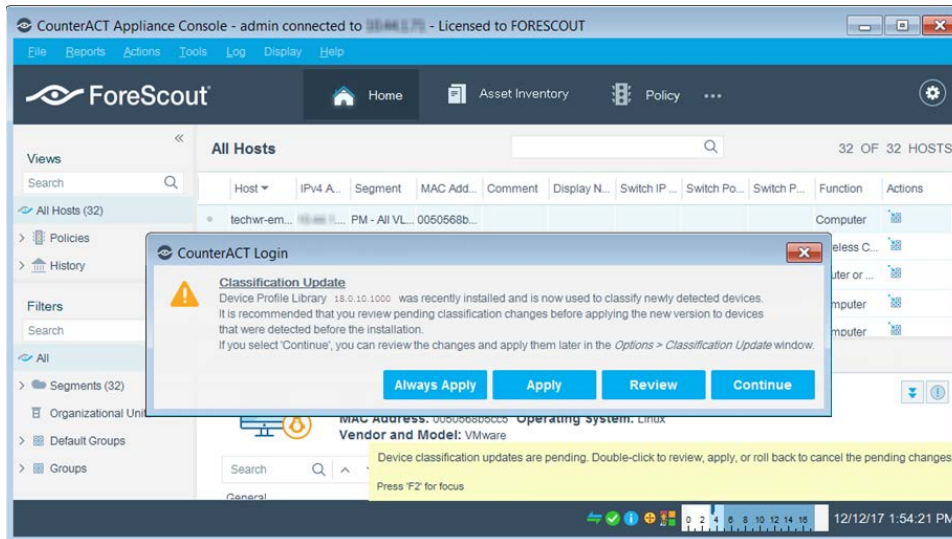
It is recommended to review the pending classification updates in order to determine if your policies are impacted by classification changes.

To review pending classification updates:

1. Select **Review**
2. Either
 - Review the pending classification updates
 - Or, select **Continue** to close the Classification Update message and review the pending updates another time.

To view the pending classification updates at any time, navigate to **Tools > Options > Device Profile Library**.

*The Classification Update message will appear after subsequent Device Profile Library upgrades only if you clear the **Always apply classification updates** checkbox in **Tools > Options > Device Profile Library**. If you have policies that are impacted by classification changes, it is recommended to clear this checkbox.*



Each tab in the **Classification Update** pane displays the current and pending classifications for one of the following:

- Function
- Operating System
- Vendor and Model

Select a pending classification change to view details of the affected devices.

After reviewing the pending updates, decide if you want to:

- Immediately apply all the updates
- Modify existing policies and then apply all the updates
- Cancel the updates and roll back to a previous Device Profile Library version

Newly Connected Devices

The classification properties of all newly connected devices are resolved using the last installed version of the library even before the update is applied.

Classification Update Properties

You can use a policy to resolve properties that indicate pending classification updates and to handle classification update issues. The following endpoint properties are in the *Classification (Advanced)* condition node:

- Function Classification Update
- Operating System Classification Update
- Vendor and Model Classification Update

Module Requirements

The module requires the following:

- CounterACT version 8.0.1

For optimal endpoint classification, it is recommended to install the **highest available versions** of the following ForeScout components that are compatible with CounterACT 8.0.1, and ensure they are running:

- Core Extensions Module, including the following plugins:
 - DHCP Classifier Plugin
 - Device Classification Engine
- Windows Applications Content Module
- Endpoint Module, including the following plugins:
 - HPS Inspection Engine
 - Linux Plugin, if there are Linux endpoints in your environment
 - OS X Plugin, if there are macOS/OS X endpoints in your environment
- NIC Vendor DB Content Module
- Network Module including the Switch Plugin

How to Install




This section describes how to install the module when a new release becomes available.

To install the module:

1. Navigate to one of the following ForeScout download portals, depending on the licensing mode your deployment is using:
 - [Product Updates Portal](#) - **Per-Appliance Licensing Mode**
 - [Customer Portal, Downloads Page](#) - **Flexx Licensing Mode**

To identify your licensing mode, select **Help > About ForeScout CounterACT...** from the Console.

2. Download the module `.fpi` file.
3. Save the file to the machine where the CounterACT Console is installed.

4. Log into the CounterACT Console and select **Options** from the **Tools** menu.
5. Select **Modules**. The Modules pane opens.
6. Select **Install**. The Open dialog box opens.
7. Browse to and select the saved module **.fpi** file.
8. Select **Install**. The Installation screen opens.
9. Select **I agree to the License Agreement** to confirm that you have read and agree to the terms of the License Agreement and select **Install**. The installation does not proceed if you do not agree to the license agreement.
 -  *The installation will begin immediately after selecting Install and cannot be interrupted or canceled.*
 -  *In modules that contain more than one component, the installation proceeds automatically one component at a time.*
10. When the installation completes, select **Close** to close the window. The installed module is displayed in the Modules pane.
 -  *Some components are not automatically started following installation.*

Additional Forescout Documentation

For information about other Forescout features and modules, refer to the following resources:

- [Documentation Downloads](#)
- [Documentation Portal](#)
- [Forescout Help Tools](#)

Documentation Downloads

Documentation downloads can be accessed from the [Technical Documentation Page](#), and one of two Forescout portals, depending on which licensing mode your deployment is using.

- **Per-Appliance Licensing Mode** – [Product Updates Portal](#)
- **Flexx Licensing Mode** – [Customer Support Portal](#)

 *Software downloads are also available from these portals.*

To identify your licensing mode:

- From the Console, select **Help > About Forescout**.

Technical Documentation Page

The Forescout Technical Documentation page provides a link to the searchable, web-based [Documentation Portal](#), as well as links to a wide range of Forescout technical documentation in PDF format.

To access the Technical Documentation page:

- Go to <https://www.forescout.com/company/technical-documentation/>

Product Updates Portal

The Product Updates Portal provides product and documentation downloads for Forescout platform releases, Base Modules, Content Modules, and eyeExtend modules. The portal also provides additional documentation.

To access the Product Updates Portal:

- Go to <https://updates.forescout.com/support/index.php?url=counteract> and select the version you want to discover.

Customer Support Portal

The Downloads page on the Forescout Customer Support Portal provides product and documentation downloads for Forescout platform releases, Base Modules, Content Modules, and eyeExtend modules. Software and related documentation only appear on the Downloads page if you have a license entitlement for the software.

To access documentation on the Customer Support Portal:

- Go to <https://Forescout.force.com/support/> and select **Downloads**.

Documentation Portal

The Forescout Documentation Portal is a searchable, web-based library containing information about Forescout tools, features, functionality, and integrations.

To access the Documentation Portal:

- Go to https://updates.forescout.com/support/files/counteract/docs_portal/

Forescout Help Tools

You can access individual documents, as well as the [Documentation Portal](#), directly from the Console.

Console Help Buttons

- Use context sensitive *Help* buttons to quickly access information about the tasks and topics you are working with in the Console.

Forescout Administration Guide

- Select **Administration Guide** from the **Help** menu.

Plugin Help Files

- After the plugin is installed, select **Tools** > **Options** > **Modules**, select the plugin, and then select **Help**.

Content Module, eyeSegment Module, and eyeExtend Module Help Files

- After the component is installed, select **Tools** > **Options** > **Modules**, select the component, and then select **Help**.

Documentation Portal

- Select **Documentation Portal** from the **Help** menu.

Contact Information

ForeScout Technologies, Inc.

190 West Tasman Drive

San Jose, CA 95134 USA

<https://www.forescout.com/support/>

Toll-Free (US): 1.866.377.8771

Tel (Intl): 1.408.213.3191

Support: 1.708.237.6591

About the Documentation

- Refer to the Resources page on the ForeScout website for additional technical documentation: <https://www.forescout.com/company/resources/>
- Have feedback or questions? Write to us at documentation@forescout.com

Legal Notice

© 2020 ForeScout Technologies, Inc. All rights reserved. ForeScout Technologies, Inc. is a Delaware corporation. A list of our trademarks and patents can be found at <https://www.forescout.com/company/legal/intellectual-property-patents-trademarks>. Other brands, products, or service names may be trademarks or service marks of their respective owners.