



# Fore Scout

## Core Extensions Module: Data Receiver

### Configuration Guide

**Version 1.0**



## Contact Information

Forescout Technologies, Inc.

190 West Tasman Drive

San Jose, CA 95134 USA

<https://www.Forescout.com/support/>

Toll-Free (US): 1.866.377.8771

Tel (Intl): 1.408.213.3191

Support: 1.708.237.6591

## About the Documentation

- Refer to the Technical Documentation page on the Forescout website for additional documentation: <https://www.Forescout.com/company/technical-documentation/>
- Have feedback or questions? Write to us at [documentation@forescout.com](mailto:documentation@forescout.com)

## Legal Notice

© 2020 Forescout Technologies, Inc. All rights reserved. Forescout Technologies, Inc. is a Delaware corporation. A list of our trademarks and patents can be found at <https://www.Forescout.com/company/legal/intellectual-property-patents-trademarks>. Other brands, products, or service names may be trademarks or service marks of their respective owners.

2020-02-04 15:08

## Table of Contents

<b>About the Data Receiver</b> .....	<b>4</b>
Ensure That the Component Is Running .....	4
<b>Core Extensions Module Information</b> .....	<b>4</b>
<b>Additional Forescout Documentation</b> .....	<b>5</b>
Documentation Downloads .....	5
Documentation Portal .....	6
Forescout Help Tools.....	6

## About the Data Receiver

The *Data Receiver* is a component of the Forescout Core Extensions Module. See [Core Extensions Module Information](#) for details about the module.

The *Data Receiver* receives and stores device policy information sent from the *Data Publisher*. This information is used by the Device Compliance dashboard, an out-of-the-box dashboard included in the Dashboards view.




To ensure proper dashboard functionality, [Ensure That the Component Is Running](#) in the Console (Options > Modules > Core Extensions).

Refer to the *Forescout Administration Guide* for information on dashboard functionality. See [Additional Forescout Documentation](#) for information on how to access this, and other guides.

## Ensure That the Component Is Running

After installing the component (and configuring it, if necessary), ensure that it is running.

### To verify:

1. Select **Tools > Options > Modules**.
2. Navigate to the component and hover over the name to view a tooltip indicating if it is running on Forescout devices in your deployment. In addition, next to the component name, you will see one of the following icons:
  -  - The component is stopped on all Forescout devices.
  -  - The component is stopped on some Forescout devices.
  -  - The component is running on all Forescout devices.
3. If the component is not running, select **Start**, and then select the relevant Forescout devices.
4. Select **OK**.

## Core Extensions Module Information

The Data Receiver is installed with the Forescout Core Extensions Module.

The Forescout Core Extensions Module provides an extensive range of capabilities that enhance the core Forescout solution. These capabilities enhance detection, classification, reporting, troubleshooting, and more. The following components are installed with the Core Extensions Module:

Advanced Tools Plugin	Device Data Publisher	IoT Posture Assessment Engine
CEF Plugin	DNS Client Plugin	
Cloud Uploader	DNS Enforce Plugin	NBT Scanner Plugin

DHCP Classifier Plugin	DNS Query Extension Plugin	Packet Engine
Dashboards Plugin	External Classifier Plugin	Reports Plugin
Data Publisher	Flow Analyzer Plugin	Syslog Plugin
Data Receiver	Flow Collector	Technical Support Plugin
Device Classification Engine	IOC Scanner Plugin	Web Client Plugin

The Core Extensions Module is a Forescout Base Module. Base Modules are delivered with each Forescout release. Upgrading the Forescout version or performing a clean installation installs this module automatically.

## Additional Forescout Documentation

For information about other Forescout features and modules, refer to the following resources:

- [Documentation Downloads](#)
- [Documentation Portal](#)
- [Forescout Help Tools](#)

### Documentation Downloads

Documentation downloads can be accessed from the [Forescout Technical Documentation Page](#), and one of two Forescout portals, depending on which licensing mode your deployment is using.

- **Per-Appliance Licensing Mode** – [Product Updates Portal](#)
- **Flexx Licensing Mode** – [Customer Support Portal](#)

 *Software downloads are also available from these portals.*

#### To identify your licensing mode:

- From the Console, select **Help > About Forescout**.

### Forescout Technical Documentation Page

The Forescout Technical Documentation Page provides access to a searchable, web-based [Documentation Portal](#) as well as PDF links to the full range of technical documentation.

#### To access the Technical Documentation Page:

- Go to <https://www.Forescout.com/company/technical-documentation/>

### Product Updates Portal

The Product Updates Portal provides links to Forescout version releases, Base and Content Modules, and eyeExtend products, as well as related documentation. The portal also provides a variety of additional documentation.

**To access the Product Updates Portal:**

- Go to <https://updates.forescout.com/support/index.php?url=counteract> and select the version you want to discover.

**Customer Support Portal**

The Downloads page on the Forescout Customer Support Portal provides links to purchased Forescout version releases, Base and Content Modules, and eyeExtend products, as well as related documentation. Software and related documentation will only appear on the Downloads page if you have a license entitlement for the software.

**To access documentation on the Customer Support Portal:**

- Go to <https://Forescout.force.com/support/> and select **Downloads**.

**Documentation Portal**

The Forescout Documentation Portal is a searchable, web-based library containing information about Forescout tools, features, functionality, and integrations.

**To access the Documentation Portal:**

- Go to [https://updates.forescout.com/support/files/counteract/docs\\_portal/](https://updates.forescout.com/support/files/counteract/docs_portal/)

**Forescout Help Tools**

Access information directly from the Console.

***Console Help Buttons***

Use context sensitive *Help* buttons to quickly access information about the tasks and topics you are working with.

***Forescout Administration Guide***

- Select **Administration Guide** from the **Help** menu.

***Plugin Help Files***

- After the plugin is installed, select **Tools > Options > Modules**, select the plugin and then select **Help**.

***Documentation Portal***

- Select **Documentation Portal** from the **Help** menu to access the [Documentation Portal](#).